


In Every SHAPE

Learning SHAPES through Bible Stories
Fun Fish Toddlers



Eva Leaf



Content

Content	2
Welcome to “In Every SHAPE”	3
Suggested Fun Fish Toddlers Structure	4
Materials Needed for Sessions	5
Session 1: CIRCLE – Be Helpful – Noah and the Ark.....	6
Session 2: SQUARE – You are Special – Tower of Babel	8
Session 3: STAR – God loves you – Stars to Count.....	10
Session 4: OVAL – Be Brave – Baby in a Basket	12
Session 5: RECTANGLE - Always Listen – Burning Bush	14
Session 6: HEART – Be Kind – When the Sun Stopped	16
Session 7: CRESCENT – God Cares – A Special Place for God	18
Session 8: DIAMOND – Be Good – Jeremiah in a Well	20
Session 9: TRIANGLE – Be strong – “Stop, Wind!”	22
Session 10: SEMI-CIRCLE – Never Give Up! – Hiding a Candle	24
Session 11: OCTAGON – Think of Others – Cleaning the Temple.....	26
Session 12: CUBE – Be Honest - Who is the Best?	28

Welcome to “In Every SHAPE”

Learning SHAPES through Bible Stories

Welcome to ‘**In Every SHAPE,**’ a Fun Fish Toddlers’ guide for growing through Bible stories and SHAPES. Jesus always communicated with children at their level. The Bible says, ‘*He took the children in his arms, placed his hands on them and blessed them*’ (Mark 10:16).


- He made them **feel safe** - He drew them close to himself.
- He gave them **focused attention** – He reached out to each child.
- He **affirmed** them – He gave them God’s blessing.

And every person who works with little children can do the same.

The theme of this book is ‘**Growing**’, and it happens best in a safe environment. The topic, ‘**Bible Shapes,**’ gives a toddler the chance to reciprocate focus on God as they learn their shapes. The heart attitude of this series is to affirm these children, bless them and enable them to move on in confidence.

Each Bible story in this series teaches a shape, for even though the Bible doesn’t emphasize shapes, they were there. The sun is a CIRCLE. The moon a CRESCENT. STARS cover the sky. And each story teaches a life lesson, helping a toddler learn how to live.

‘**In Every SHAPE,**’ explores twelve Bible stories and what they mean. The ‘memory line’ enables a toddler to build a solid foundation for life. “Thank you for making me” (Psalm 139:14 NLT), for every child is precious to God.



Enjoy the adventure of “In Every SHAPE”!

Suggested Fun Fish Toddlers Structure

Welcome

Theme Song: to the tune of “Twinkle, Twinkle Little Star...”

Twinkle, twinkle, little star. God loves you just as you are.

Up above the world so high. Like a diamond in the sky.

Twinkle, twinkle, little star. God loves you just as you are.

Introduce Shape and Topic:

Have the memory line (download free from <https://www.funfish.org.uk/Fun-Fish-All-Shapes-and-Sizes.html>) pegged up on a clothesline. Download the appropriate SHAPES cards ready for each session. Add a new one new session. Talk about the shape, where it is found or used, and link it to the topic for that day.

More songs:

Bible Story (interactive):

- A dramatized telling of the story with puppets, dolls, toy animals and props.
- Invite Toddlers to take part as they wish.

Reflective Time (interactive):

Ask questions about the story, for even toddlers have opinions. Always thank them for their contribution. Always take seriously what they say. Link the story to the shape. For example, ‘Whenever you see a “star” always remember how precious you are.’ Then end with the [memory line](#).

Bean Bag Prayers:

Prayer is a challenging concept for a toddler. To help, hand out beanbags (or a soft toy animal) and place a cloth on the floor in front of them. They can hold up their beanbags during the one sentence prayer. Then when the ‘Amen’ is said, they can throw their beanbags onto the cloth. But remember to always begin with, ‘I shall say a prayer. If you want, you may join in...’ Praying is a choice.

Craft of your choice and best related to the story.

Close with Theme Song

Materials Needed for Sessions

Remember to set up beforehand.

What to bring to each session:

- “In Every SHAPE” cards, string, and clothes pegs
- Puppets
- Safety pins, tape, string
- Name Badges for leaders
- Words for songs: memory stick, or acetates for an Overhead Projector

What to have on hand in your cupboard for the various sessions:

- Lengths of fabric between 2 - 4 meters long (or small colourful blankets)
 - Non-wrinkly and easily washable
 - Excellent for making backdrops, boats, mountains, cloaks, rivers...
 - Bright solid colours: red, brown, blue, purple, white, green, yellow...
- Laminator for the shape cards, memory line, and paper items used
- For donkey/horse hoof sounds – two plastic cups tapped together
- Toy props

Session 1: CIRCLE – Be Helpful – Noah and the Ark

Memory Line: “Thank you for making me” (Psalm 139:14 NLT).

Welcome:

Theme Song: to the tune of Twinkle, Twinkle Little Star

Twinkle, twinkle, little star. God loves you just as you are.

Up above the world so high. Like a diamond in the sky.

Twinkle, twinkle, little star. God loves you just as you are.

Shape and Topic:

If you look, CIRCLES are everywhere. The sun. A full moon. A drop of water in a puddle. And did you know that the earth we stand on is a GIGANTIC CIRCLE? God made all these things for us because he loves us and helps us.

Bible Story: Noah and the Ark (Genesis 6 – 9)

Dolls, puppets or dressed up wooden spoons:

God

Noah and family

Materials needed: (if you don't have the materials below, feel free to replace them)

Cardboard tubes as wood (like in wrapping paper)

Bags of food

Lantern or torch

Rainbow

Soft animal toys

Brown cloth for boat

Blue cloth for water

Reflective Time (interactive):

Noah asked for help and his family helped him. How can we help in our families? How can we help our parents at home? Whenever you see a CIRCLE, remember that you can always help.

Short Prayer: “Dear God, please help me to be helpful. Amen.”

Sing a song:

“In Every SHAPE” card for this session:



helpful

Story 1: Noah and the Ark (Genesis 6-8)

In the beginning God made a good world. A huge CIRCLE. But people started fighting, cheating, and doing mean things. God looked around and said, “This world was good. But now it isn’t. I’m sorry I made it.”

Then God noticed a man. He was good and kind. “Noah,” God said, “The world is in trouble. Please build a boat. Here are the plans.”

Noah looked at the plans. He called his wife, his three boys and their wives. They sat in a CIRCLE. “Listen, dear family. God wants me to build a gigantic boat. Let’s do it together.”

Noah’s family nodded their heads. “Looks like fun. Let’s start now.”

They chopped down trees. They made long boards. They nailed them together. Then Noah and his family filled it with baskets of food. They even put in their CIRCLE plates and cups.

“It’s time!” God suddenly called. “Noah, take your family and climb in right now.” God called the animals too, a girl and boy of every kind. They climbed into the boat as well. Then God shut the door.

Suddenly everyone heard a pitter-patter on the roof. Then CRASH, BANG. Thunder and lightning. It rained and rained for forty days. The boat began to float.

A year later, God sent a wind. The water dried up and the boat hit ground. God called out, “It’s time! Noah, tell everyone to get off this boat!”

Noah helped his wife jumped out. He helped his sons and wives. He helped the animals jump out of the boat. What a lot of noise.

God smiled. This was good. He put a rainbow in the sky. He would never flood this CIRCLE earth again.

Session 2: SQUARE – You are Special – Tower of Babel

Memory Line: “Thank you for making me” (Psalm 139:14 NLT).

Welcome:

Theme Song: to the tune of Twinkle, Twinkle Little Star

Twinkle, twinkle, little star. God loves you just as you are.

Up above the world so high. Like a diamond in the sky.

Twinkle, twinkle, little star. God loves you just as you are.

Shape and Topic:

If you look, SQUARES are everywhere. Houses. Windows. Boxes. And each one is important. Each one is different. We are all different as well. We are all very special.

Bible Story: Tower of Babel (Genesis 11)

Dolls, puppets or dressed up wooden spoons:

God

Clever man

Children to help build the tower

Materials needed: (if you don't have the materials below, feel free to replace them)

Blocks to build a tower (giant square duplo works well)

Green cloth for a field

Reflective Time (interactive):

Sometimes we want to be like everyone else. But God made us different, and that is very good.

Every time you see a SQUARE, remember that you are special.

Short Prayer: “Dear God, thank you that you made me different and special. Amen.”

Sing a song:

“In Every SHAPE” card for this session:



special

In Every SHAPE
Copyright © Eva Leaf 2022



Story 2: The Tower of Babel (Genesis 11 in the Bible)

In the beginning everyone spoke the same language. It didn't matter where they went, everyone knew what they said. They all moved to a huge field. It was so flat they could see for miles.

But they discovered they had a problem. There was no stone to build their houses, just mud, mud, everywhere. "I have an idea," said a clever man. "Let's make bricks."

So, the people made little SQUARE bricks and baked them hard. They built big SQUARE houses, barns, and shops. Soon there was nothing else left to build.

"We like building," said the people. "What shall we do next?"

The clever man stood on a SQUARE box so everyone could hear him speak. "Let's build a tower that reaches to the sky. Then we will be special."

The people liked the idea and made thousands and thousands and thousands of bricks. Soon they began to build the tower, one meter, two meters, three and four...a hundred meters, a hundred and fifty meters high.

But God came down and looked. "These people think they are special because they are building something great. They are special already. I will give them new languages. Then they will spread out. I want them to enjoy life."

The next morning the people came to work on the tower. The clever man stood on his box. "Grab your tools, everyone."

Only a few people grabbed their tools. The rest stood there. "What's the matter?" the clever man called.

The people looked at him. They didn't understand. So, they packed up their tools and went home. They took their families and moved away.

Everyone called the tower, "Babel", because everyone started talking in their own special language. God made everyone very special.

Session 3: STAR – God loves you – Stars to Count

Memory Line: “Thank you for making me” (Psalm 139:14 NLT).

Welcome:

Theme Song: to the tune of Twinkle, Twinkle Little Star

Twinkle, twinkle, little star. God loves you just as you are.

Up above the world so high. Like a diamond in the sky.

Twinkle, twinkle, little star. God loves you just as you are.

Shape and Topic:

If you look, STARS are everywhere. On clothes. If you have a party – balloons, cards, wrapping paper. And we all love stars, especially in the sky. They are big and high. They remind us that life is big, that God is big, and that he loves us so much.

Bible Story: Stars to Count (Genesis 12 – 15)

Dolls, puppets or dressed up wooden spoons:

God

Abraham

Sarah

Lot

Materials needed: (if you don't have the materials below, feel free to replace them)

Cloth and chairs for two tents to move from one side to the other

Doll wrapped up in blanket

Some cuddly animals

White cloth for God

Reflective Time (interactive):

What makes you precious? Your eyes? Your smile? How you hop up and down? Every child is loved by God. So, when you see a STAR, remember how much God loves you.

Short Prayer: “Dear God, thank you that you love each one of us. Amen.”

Sing a song:

“In Every SHAPE” card for this session:



loved

© 2022 Fun Fish



Story 3: Stars to Count (Genesis 12 - 15)

There once was a couple called Abram and Sarah. They had no children. They were very sad.

One day God came to Abram. “Abram, leave your country, and I will show you where to go. I promise to give you a family.”

They packed up their house. They put everything on camels and donkeys. They took their sheep. They took their nephew, Lot, as well. Then they set off.

They arrived in another country. “I will give you this land,” said God.

Abram and Sarah put up their tents. They lived there a long time. Soon their sheep, donkeys and camels had lots of babies.

Their nephew Lot grew up. He put up his own tent. Soon he had just as many animals as Abram. He even had two children.

Now there were too many animals and not enough grass. “Let’s split up,” Abram said. “Lot, you go one way. Sarah and I will go the other.”

Lot chose the valley. Abram and Sarah moved the hills. They put up their tents. Then God came to Abram. “I will give this land to you and your children!”

“I can’t wait,” said Abram. “Everyone is having babies, except us.” But the years ticked by, and Sarah still had no baby.

God came to Abram again. “I am your great reward,” said God. But Abram shook his head. “God, we want a child.”

God promised, “You and Sarah will have a son.” He showed Abram the stars. “Can you count them?” he asked. “Your family will grow like that!”

Abram looked up. He believed, and a year later Sarah had a baby boy.

God loved Abram and Sarah. He loves each one of us. He takes care of us.

Session 4: OVAL – Be Brave – Baby in a Basket

Memory Line: “Thank you for making me” (Psalm 139:14 NLT).

Welcome:

Theme Song: to the tune of Twinkle, Twinkle Little Star

Twinkle, twinkle, little star. God loves you just as you are.

Up above the world so high. Like a diamond in the sky.

Twinkle, twinkle, little star. God loves you just as you are.

Shape and Topic:

Did you know that hens sit on OVAL eggs? But OVALS are strong. Because when a hen sits on it to make baby chicks, the eggs don't break. Only when the chick is ready to come out, it pecks its way out. What a brave thing to do!

Bible Story: Baby in a Basket (Exodus 2)

Dolls, puppets or dressed up wooden spoons:

Pharaoh and soldiers

Sister

Moses' mother and father

Princess and servants

Materials needed: (if you don't have the materials below, feel free to replace them)

Blue cloth – river. Green cloth – reeds

Grey cloth for pyramid

Basket

Baby

Crown for princess

Reflective Time (interactive):

Who was brave in this story? How can we be brave? So, whenever you see an OVAL, be brave.

Short Prayer: “Dear God, help us to be brave. Amen.”

Sing a song:

“In Every SHAPE” card for this session:



Story 4: Baby in a Basket (Exodus 2)

There was once a family with lots of cousins, uncles, and aunts. But the Pharaoh didn't like them because there were too many. So, he turned them into slaves, but they kept having children.

Pharaoh sat on his throne. "This is too much," he shouted. "Soldiers, take their baby boys away." The soldiers ran into the houses and snatched them away.

One mum and dad had a girl. Phew! But then they had a boy. "We must hide him," said the dad. "Soldiers shouldn't take babies away."

The dad hid his son, but the soldiers shouted, "Where is that baby?"

"What baby?" said the dad, and the soldiers went away. But the baby started growing. "What can we do?" whispered the dad.

"I have an idea," said the mum. She made an OVAL basket and covered it with tar. She put their baby inside. She put the basket in the river. Then she told her daughter, "Keep an eye on your brother."

The sister sat by the river. Suddenly she heard a noise. She hid in the reeds and saw a princess coming her way. Maybe the princess wouldn't see the basket. But the princess saw it. "Get me that basket," she told her servant.

The servant ran and picked it up. The princess looked inside, and the baby started crying. "I shall keep him," said the princess. "I shall call him Moses."

The sister suddenly felt brave. She ran to the princess. "O princess, I know a woman who can take care of your baby."

"Go, get her," said the princess.

The mother came and downed down low. "Take care of Moses," the princess said. "He will be my son."

The mother smiled. Her baby was safe. God had helped her to be brave.

Session 5: RECTANGLE - Always Listen – Burning Bush

Memory Line: “Thank you for making me” (Psalm 139:14 NLT).

Welcome:

Theme Song: to the tune of Twinkle, Twinkle Little Star

Twinkle, twinkle, little star. God loves you just as you are.

Up above the world so high. Like a diamond in the sky.

Twinkle, twinkle, little star. God loves you just as you are.

Shape and Topic:

You can find a RECTANGLE everywhere. It has two long sides and two short sides. A table. A bus. You might even be able to hear it. A mobile phone is a perfect rectangle. When it rings you know where it is.

Bible Story: Burning Bush (Exodus 3)

Dolls, puppets or dressed up wooden spoons:

Moses

God

God’s people (using soft toys works well)

Materials needed: (if you don’t have the materials below, feel free to replace them)

Red cloth for fire

Green cloth for bush

Walking stick

Brown cloth for Mountain

Reflective Time (interactive):

It is sometimes hard to listen and do what is right? How can you listen better? So, remember, whenever you see a RECTANGLE, stop and listen.

Short Prayer: “Dear God, help us to listen. Amen.”

Sing a song:

“In Every SHAPE” card for this session:



listens

© 2022 Fun Fish
www.funfish.org.uk

Story 5: Burning Bush (Exodus 3)

Moses grew up and left his family and people. He lived in the desert and took care of hundreds of sheep. He carried a RECTANGLE bag for water and food.

One day he came to Mount Horeb, searching for grass. He noticed a bush burning, but it didn't burn up. Moses scratched his head. "I will go over and investigate," he said.

When God saw Moses come close, he called out, "Moses! Moses!"

Moses nearly jumped out of his skin. He stared at the bush. "Here I am," he finally said.

"Stop where you are and listen to me," said God. "Take off your shoes. This place is special because I am here. I'm God."

Moses took off his shoes. He bowed to the ground. He hid his face, and God kept talking. "Moses, my people are sad. They are still working for that bad king. I want you to go and rescue them."

Moses kept his face covered. "But God? I'm not an important person. I can't do this."

"I am with you, Moses, and I shall prove it. When you rescue my people, you will bring them to this very mountain and pray to me."

Moses cleared his throat. "But God? What if the people don't believe me?"

"Moses, you have a walking stick in your hand. Throw it down."

Moses did, and it suddenly turned into a snake. Moses took off running, but God called him back. "Moses, pick it up by the tail." It turned back into a stick.

"Do the same thing in front of my people and they will believe you," said God. "Now go! I am always with you. I will help you." So, Moses went, and God helped him. God always helps us when we listen to him.

Session 6: HEART – Be Kind – When the Sun Stopped

Memory Line: “Thank you for making me” (Psalm 139:14 NLT).

Welcome:

Theme Song: to the tune of Twinkle, Twinkle Little Star

Twinkle, twinkle, little star. God loves you just as you are.

Up above the world so high. Like a diamond in the sky.

Twinkle, twinkle, little star. God loves you just as you are.

Shape and Topic:

You can find a HEART anywhere. On a t-shirt. On a card. And with your hands when you want to tell someone that you care for them very much.

Bible Story: When the Sun Stopped (Joshua 10)

Dolls, puppets, or dressed-up wooden spoons

Joshua

Five kings

Gibeon

Runner

Materials needed: (if you don't have the materials below, feel free to replace them)

Five crowns

Swords

Message

Brown cloth for city of Gibeon

Reflective Time (interactive):

It is always important to be kind, even when others are unkind. And sometimes it is kind to walk away from an unkind person because that means that you are kind to yourself as well.

Whenever you see a HEART, remember to be kind.

Short Prayer: “Dear God, help me to be kind. Amen.”

Sing a song:

“In Every SHAPE” card for this session:



kind

© 2022 Fun Fish

Fun Fish

Story 7: When the Sun Stopped (Joshua 10)

After Moses died, God gave his people another good leader. Joshua took his people home, to the land where they belonged.

Five cities, however, didn't like them. Only Gibeon, a small city, wanted to be friends. They promised to be kind to each other. But the other five were furious with Gibeon. "Traitors!" they shouted.

The five cities met together. "Let's attack Gibeon. We will teach them a lesson!" So, they marched out with their five armies, waving their swords.

Gibeon saw the five huge armies. They slammed their city gates shut. "We are in big trouble," they cried. "We have to tell Joshua."

The people of Gibeon sent a runner to Joshua: "Please come quickly and help us, or we will be destroyed."

Joshua and his army came right away. But Joshua was scared. "God, how can we fight five armies?" he cried. "They are big and strong."

But God said, "Don't be afraid, Joshua. You will win."

Joshua and his army marched all night. As the sun came up, they saw Gibeon surrounded by five armies. So, Joshua and his army sneaked around. They surrounded the five kings instead.

The five kings had a terrible surprise. "Help!" they cried and ran away.

Joshua and his army chased after them, but the sun was going down. It was getting dark. There wasn't enough light to chase the enemy away.

Joshua stopped and looked at the sun. "Stop, sun. Don't move in the sky!"

Guess what?! God heard Joshua. He stopped the sun in the sky! It stayed there for one whole day. Now Joshua could chase those five kings far away, and those bullies never bothered them again.

Session 7: CRESCENT – God Cares – A Special Place for God

Memory Line: “Thank you for making me” (Psalm 139:14 NLT).

Welcome:

Theme Song: to the tune of Twinkle, Twinkle Little Star

Twinkle, twinkle, little star. God loves you just as you are.

Up above the world so high. Like a diamond in the sky.

Twinkle, twinkle, little star. God loves you just as you are.

Shape and Topic:

Have you ever been seen the moon look like a CRESCENT? It looks like a bowl tipped sideways. It is special to see in the sky. God made it because he cares for us. It gives us light at night.

Bible Story: A Special Place for God (2 Samuel 7)

Dolls, puppets or dressed up wooden spoons:

Builder

King David

Priests

Materials needed: (if you don't have the materials below, feel free to replace them)

Palace

Big house for God (some chairs stacked up)

Tent (small one)

Throne

Reflective Time (interactive):

Do you have a special place, a place where you can be quiet? Whenever you see a CRESCENT, remember that God cares for you and gives you what you need.

Short Prayer: “Dear God, thank you for caring for me. Amen.”

Sing a song:

“In Every SHAPE” card for this session:



Story 7: A Special Place for God (2 Samuel 7)

God wanted to be with His people, but there was a problem. People couldn't talk to him. What was God going to do?

He found a builder. He said, "Please make me a big tent. Then my people can talk to me there. They can come close. I really care for them."

The builder made a huge tent and soon people came to listen and talk to God. But it was in a tiny village, far away from everyone.

When David became king, he wanted to talk with God a lot. But that tent was too far away. He wondered what he could do. "I know," he said. "I will move that tent closer to me."

Some priests helped King David move the tent and Ark. They set it up near the palace. The king was so very, very happy. Now he could go every day.

But one day King David looked out the window at the tent. He shook his head. "It just isn't right. I live in a palace, but God only has a tent. I will build him a gigantic, beautiful place where everyone can come."

He told a priest his good idea. The priest nodded, but that night with the CRESCENT moon lighting his path, the priest went to the tent. God gave him a different message. The next morning the priest told King David.

"O King," said the priest, "Your son will build a house for God. But because you care about God and want to build him a special place, he will make you great."

King David hurried to the Tent. He prayed, "O God, you really do care for me. Thank you for your promises."

And God kept his promises to King David. David became a very great king and years later his son built that special house for God.

Session 8: DIAMOND – Be Good – Jeremiah in a Well

Memory Line: “Thank you for making me” (Psalm 139:14 NLT).

Welcome:

Theme Song: to the tune of Twinkle, Twinkle Little Star

Twinkle, twinkle, little star. God loves you just as you are.

Up above the world so high. Like a diamond in the sky.

Twinkle, twinkle, little star. God loves you just as you are.

Shape and Topic:

You can find a DIAMOND here and there. On a ring. In a window. In a book. Diamonds are beautiful. And they can remind us to be good, as you will see in this story.

Bible Story: Jeremiah in a Well (Jeremiah 38)

Dolls, puppets or dressed up wooden spoons:

Jeremiah

King

Ebedmelech

Bad men

Materials needed: (if you don't have the materials below, feel free to replace them)

Black/brown cloth for a well.

Huge diamond ring

Throne

Crown for king

Reflective Time (interactive):

Sometimes it is hard to be good. Why do you think it is a good idea to be good? So, whenever you see a DIAMOND, remember that it is possible to be good.

Short Prayer: “Dear God, help me be good. Amen.”

Sing a song:

“In Every SHAPE” card for this session:



good

© Copyright 2022
Fun Fish

Fun
Fish

Story 8: Jeremiah in a Well (Jeremiah 38)

There was a city full of naughty people. A teacher named Jeremiah tried to tell them, “Please don’t do bad things. God wants you to be good.”

But the people didn’t like it. They ran to the king. “O King, Jeremiah keeps telling us to be good. We don’t like it. Stop him!”

The king raised his hand with a gigantic DIAMOND ring. “Alright. Just throw him in the well. That will keep him quiet.”

The men bowed. “Thank you, O King.” They dragged Jeremiah to a well. They tied ropes around his waist and lowered him down. “What have I done wrong?” cried Jeremiah.

“You want us to be good, but we don’t want to. If you’re in the well, we can’t hear you anymore. Don’t worry, there’s no water in the well.”

Jeremiah sank into the mud up to his chest. “Help!” he called, but no one cared. So, he prayed. “Please, God, save me. Get me out of here.” God heard him.

In that city there lived a good man - Ebedmelech. He ran to the king. “O King, Jeremiah will die in that well. Please, may I take him out?”

The king raised his hand with the gigantic DIAMOND ring. “Alright, you can pull him out. I promise no one will ever hurt him again.”

Ebedmelech bowed. “Thank you, O King.” He ran to the well and called, “Jeremiah, here is a rope. I will pull you out.”

Ebedmelech pulled. Others helped him. Up came Jeremiah. They helped him out.

No one ever hurt Jeremiah again. But he stopped telling them that they should be good. It is that important.

Session 9: TRIANGLE – Be strong – “Stop, Wind!”

Memory Line: “Thank you for making me” (Psalm 139:14 NLT).

Welcome:

Theme Song: to the tune of Twinkle, Twinkle Little Star

Twinkle, twinkle, little star. God loves you just as you are.

Up above the world so high. Like a diamond in the sky.

Twinkle, twinkle, little star. God loves you just as you are.

Shape and Topic:

TRIANGLES are amazing. A square can be squashed to one side. But if you put a diagonal in it, it makes two triangles and becomes very strong. It cannot be pushed out of shape. Triangles make weak things strong.

Bible Story: “Stop, Wind!” (Mark 4)

Dolls, puppets or dressed up wooden spoons:

Jesus

Helpers (11 animals, if possible)

Materials needed: (if you don't have the materials below, feel free to replace them)

3 chairs for a boat – brown cloth to cover them

White triangle sail

Blue cloth for sea


Reflective Time (interactive):

What can we do when we have a problem? When we fall down? When we lose our toy? We can be strong and ask for help. So, remember, whenever you see a TRIANGLE, you can be strong.

Short Prayer: “Dear Jesus, thank for being strong. Help us to be strong. Amen.”

Sing a song:

“In Every SHAPE” card for this session:



strong

In Every SHAPE
© 2022 Fun Fish

Fun
Fish

Story 9: “Stop, Wind!” (Mark 4)

It seemed that most days Jesus worked hard. One evening as the sun went down, Jesus stopped and looked around. The Sea of Galilee sparkled. He turned to his helpers. “We need a break,” he said. “Let’s sail to the other side of the lake.”

Jesus climbed in and he saw a cushion in the bottom of the boat. He fluffed it up and lay down. He sighed, looking up at the TRIANGLE sail. It billowed a bit. He fell fast asleep.

The helpers sailed in silence. They didn’t want to say a word. They knew Jesus needed to sleep. But suddenly the clouds turned black. The wind started to blow. Rain fell. “We must go faster,” whispered the helpers.

The wind blew harder. The waves grew bigger. The TRIANGLE sail looked like it would break. But the helpers didn’t want to wake Jesus up.

The waves splashed into the boat. The helpers got wet. Jesus got wet. But Jesus didn’t wake up. “This is bad,” said the helpers. “Row faster!”

Then suddenly BANG! Lightening lit up the sky. The air shook as it rumbled, but Jesus still didn’t wake up. “This is terrible,” cried the helpers. “We’re scared.”

Now the waves and rain filled up the boat. “Jesus, wake up!” they shouted.

Jesus opened one eye, then the other. He yawned. He looked at the TRIANGLE sail. It was still there. Then he stood up. “Wind, be quiet!” he called. “Waves, stop splashing!”

Suddenly everything stopped.

The helpers stared at Jesus and at the sea. “Why were you scared?” Jesus said. “You’re always safe with me.”

The helpers nodded. They could feel strong because Jesus could calm any storm.

Session 10: SEMI-CIRCLE – Never Give Up! – Hiding a Candle

Memory Line: “Thank you for making me” (Psalm 139:14 NLT).

Welcome:

Theme Song: to the tune of Twinkle, Twinkle Little Star

Twinkle, twinkle, little star. God loves you just as you are.

Up above the world so high. Like a diamond in the sky.

Twinkle, twinkle, little star. God loves you just as you are.

Shape and Topic:

You can find a SEMI-CIRCLE here and there. A basket. Half a pizza. Door mat. A bowl. Whenever you see half a circle remember to never give up. Every shape is important and has a special place in the world

Bible Story: Hiding a Candle (Matthew 5:14-16)

Dolls, puppets or dressed up wooden spoons:

Jesus

Girl

Materials needed: (if you don't have the materials below, feel free to replace them)

Empty basket

Candle

Bowl

Bed

Reflective Time (interactive):

Sometimes we want to give up, especially when we don't know what to do. But with God we can figure things out. So, whenever you see a SEMI-CIRCLE, remember to never give up.

Short Prayer: “Dear God, help us to never give up. Amen.”

Sing a song:

“In Every SHAPE” card for this session:



**never
give up**

© Every SHAPE
www.funfish.org.uk



Story 10: Hiding a Candle (Matthew 5:14-16)

Jesus told a story about a candle. But you might be thinking – can a candle have a story? The Bible says, “Let your light shine!” Each of us is like a candle. When we do good things, when we are kind and polite, we shine.

Ellie has a candle, the biggest one in the world! Tall and round. Perfect and clean. But where should she put it? Maybe someplace safe.

She puts it under her bed. But she might forget that it is under there.

She wraps it in her blanket. But that doesn't work. She uses that blanket every night to keep her warm and toasty.

She doesn't give up. She puts it in a cupboard. Too crowded... She puts it under a SEMI-CIRCLE bowl. But now she can't make a cake... She puts it in a SEMI-CIRCLE a basket. Perfect. She will leave it there.

Then it gets dark, and Ellie can't see. She walks through her house. She stubs her toe on a chair. OUCH... She bumps into the table. OUCH... And all through the house she hears her mum and dad, her gran and grandpa, her brothers and sisters say, OUCH! OUCH! OUCH!

Suddenly, Ellie thinks – a candle is for shining, not for keeping somewhere safe. But where can she put it so everyone can see? On a chair? But chairs are for sitting. On the floor? But floors are for walking on. In the bathroom? Not there.

Ellie doesn't give up. She finds a lamp stand and puts it on the table. She lights it.

“PERFECT!” says everyone. They find their chairs. They read their books. Because light is meant to be shared. Our lives are meant to be shared. So never give up finding the best place you can shine.

Session 11: OCTAGON – Think of Others – Cleaning the Temple

Memory Line: “Thank you for making me” (Psalm 139:14 NLT).

Welcome:

Theme Song: to the tune of Twinkle, Twinkle Little Star

Twinkle, twinkle, little star. God loves you just as you are.

Up above the world so high. Like a diamond in the sky.

Twinkle, twinkle, little star. God loves you just as you are.

Shape and Topic:

A stop sign is an OCTAGON shape. It has eight sides. It is big and red. And whenever you see it, it tells you to stop in a busy place. You look around and make sure you don't bump into anyone else. It is always important to stop and look around, to think of others. This is called respect.

Bible Story: Cleaning the Temple (John 2:13-17)

Dolls, puppets or dressed up wooden spoons:

Jesus

Sellers

Animals

Materials needed: (if you don't have the materials below, feel free to replace them)

Tables

A short rope for a whip

Money in a box

Reflective Time (interactive):

Sometimes it is hard to stop and think of others. We want to run out and be first. We want something that belongs to someone else. Whenever you see an OCTAGON remember to think of others. They have feelings too.

Short Prayer: “Dear God, help me to think of others and remember that they are important too. Amen.”

Sing a song:

“In Every SHAPE” card for this session:



**think of
others**

Story 11: Cleaning the Temple (John 2:13-17)

Jesus and his helpers went into the temple. They wanted to pray, but it was too noisy in there. Sheep baaed. Cows mooed. People shouted. Coins clinked. They couldn't find a quiet corner anywhere.

Jesus looked around. He felt sad. This was God's house, his Father's house, and no one was thinking about Him.

Jesus came up with a plan. He found some rope. He tied it together. Then he stood up. He called out, "STOP! This isn't good. You shouldn't treat God's house like a marketplace!" He waved his rope in the air.

"Go away," said the animal keepers. "We like it here."

"Go away," said the money keepers. "We like it here."

"This isn't right," said Jesus. "This is a place to pray."

The people laughed, so Jesus waved his rope again. He opened the pens and let out the sheep. He let out the cows. He shooed them out of God's house. Then he turned over the tables covered with boxes of coins.

"Stop!" shouted the animal keepers.

"Stop!" shouted the money keepers.

But Jesus kept right on going. "I'm cleaning out my Father's house," he said. "It is you who should stop! You aren't thinking of him!"

Soon the temple was quiet and still. Jesus put down his rope. He told his helpers, "Now we can pray to our Father in heaven. He wants us to think of him."

Session 12: CUBE – Be Honest - Who is the Best?

Memory Line: “Thank you for making me” (Psalm 139:14 NLT).

Welcome:

Theme Song: to the tune of Twinkle, Twinkle Little Star

Twinkle, twinkle, little star. God loves you just as you are.

Up above the world so high. Like a diamond in the sky.

Twinkle, twinkle, little star. God loves you just as you are.

Shape and Topic:

A CUBE is perfect. All its sides are the same length. If you look at a block or a box and measure the sides, you can see if it is a cube or not. And being honest is just the perfect thing that God wants us to do.

Bible Story: Who is the Best? (Matt 18:1 - 5)

Dolls, puppets, or dressed-up wooden spoons:

Jesus

Matthew

Peter

Child

Crowd

Materials needed: (if you don't have the materials below, feel free to replace them)

Hill – use a green cloth

Cube box for Jesus to sit on

Cloak for Jesus


Reflective Time (interactive):

Sometimes it is easy to think we deserve more than others. But God wants us to be honest. Everyone is special. God says that we all are loved and precious. So, whenever you see a CUBE, remember that you can be honest.

Short Prayer: “Dear God, help us to be honest about the world. Help us to love everyone. Amen.”

Sing a song:

“In Every SHAPE” card for this session:



honest

Story 12: Who is the Best? (Matthew 18: 1 - 5)

Jesus sat on a mountain on a stone shaped like a CUBE. People listened to him. Children listened to him. Everyone smiled. Well, almost everyone.

Suddenly people heard angry voices. They looked up. Jesus's helpers came through the crowd. "I'm the greatest," said Peter. He looked so important.

"No," said Matthew. "I am. Don't you know that Jesus likes me?"

"That isn't true," said Peter. "Jesus thinks I am the best. I'm going to sit at his right hand when he is king in heaven."

"Not so!" said Matthew. "I will sit there. I am better than you."

The crowd looked at the helpers. Jesus looked at the helpers. The children looked at the helpers. "Alright," said Peter, looking around. "I have an idea. Let's ask Jesus who is the greatest. You will see that I am right."

Matthew laughed. "Ask if you want, but you are wrong."

They hurried to Jesus. "Jesus," said Peter, "who is better, Matt or me?"

Jesus pointed to a little child. "Child, please come here," he called.

The child ran up and stood in the middle, right between Jesus and the helpers. "Here is a child," said Jesus. "You must become like her. She isn't proud or loud. And if you can do that, you will become the greatest in heaven."

Matthew and Peter stared at the child. "This is hard," said Matthew. "If I want to become just like this child, it means I mustn't boast."

Jesus smiled. "That's right, because everyone is equally important to me." And Jesus helped them to be honest about themselves.

The End

There are more Early Learning Fun Fish Toddlers Series at:

www.funfish.org.uk